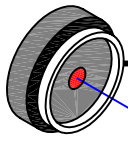
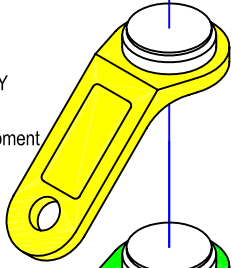


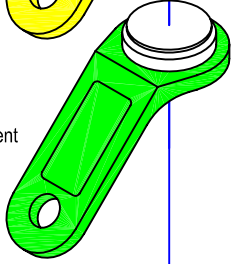
BUTTON READER
dashboard



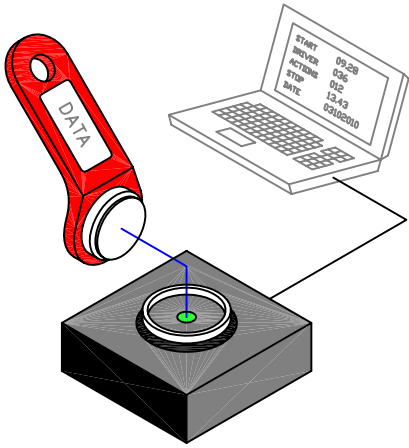
EMERGENCY KEY
1 key for all
vehicles and equipment



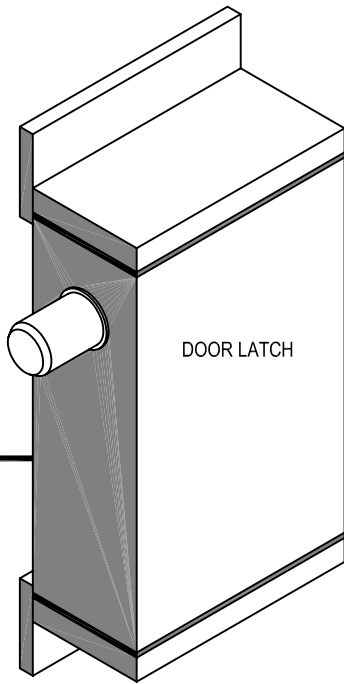
SERVICE KEY
1 key for
vehicle or equipment



DATA
STORAGE




READ DATA INTO PC (USB)



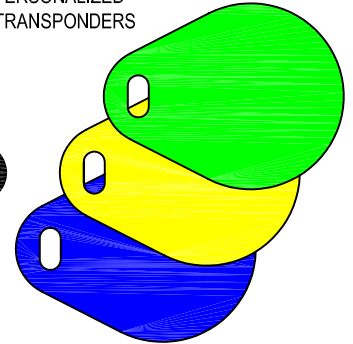
DOOR LATCH

TRANSPONDER READER

latch



PERSONALIZED
TRANSPONDERS

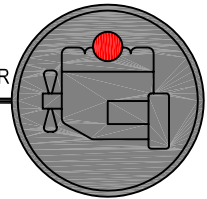


**Lockstar
TFK1000plus**

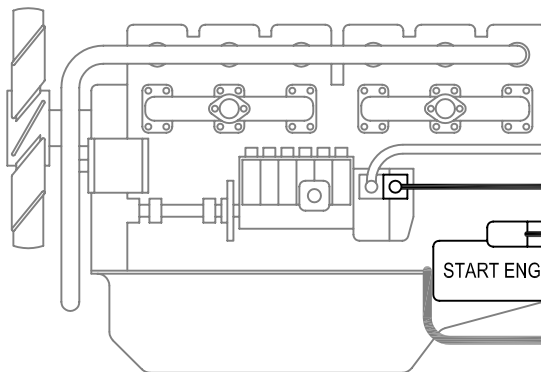
- DOOR LOCKING
- FUEL SHUTTER
- START ENGINE BLOCKING
- AUTHORIZATION CONTROL
- DATA REGISTRATION
 - DATE AND TIME
 - DRIVER/CHAUFFEUR
 - ERRORS
 - LIMITS
 - ETC.

TRANSPONDER READER

fuel blocker



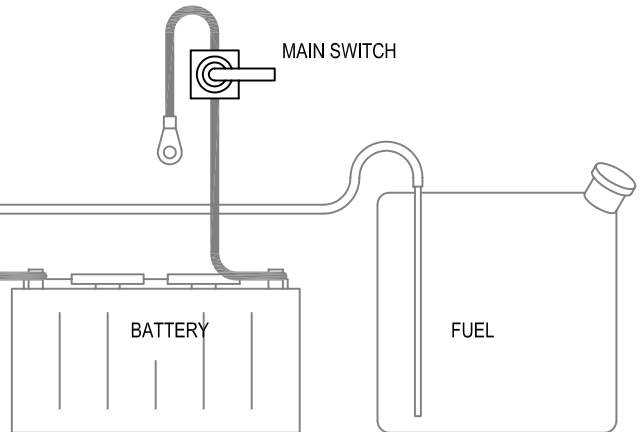
MAIN SWITCH



START ENGINE

BATTERY

FUEL



STERK

www.sterk.com

Lockstar TFK1000plus

- DOOR LOCKING
- FUEL SHUTTER
- START ENGINE BLOCKING
- AUTHORIZATION CONTROL
- DATA REGISTRATION
- DATE AND TIME
- DRIVER/CHAUFFEUR
- ERRORS
-
-

- TFK1000plus
Multiple security
for vehicles and equipment
- o door locking
 - o fuel blocking
 - o start engine blocking
 - o transponder keys
 - o authorization control
 - o registration in memory
 - o emergency key button
 - o alarm (siren etc.)
 - o blackbox (button + pc)
 - o gprs-sms modul connection

memorizes time of
unlocking, starting and stopping
by authorized users
registration of service actions,
exceeding of programmed
limits and errors

MAXIMUM CONFIGURATION

- 01 - RELAY 1 NC
- 02 - GND (ground)
- 03 - 12V OUT
- 04 - +30 (24V)
- 05 - BUZZER (ground)
- 06 - LED (ground)
- 07 - RELAY 2 NC
- 08 - TX (communication)
- 09 - RELAY 3 NO
- 10 - detection input (-)
- 11 - detection input (+)
- 12 - detection input (+)
- 13 - GND (TCK)
- 14 - LATCH (data)
- 15 - RELAY 4 NO
- 16 - RELAY 4 NC
- 17 - detection input (-)
- 18 - RELAY 4 COM (10A)
- 19 - RELAY 3 COM (15A)
- 20 - TCK (button reader)
- 21 - RELAY 3 NC
- 22 - RELAY 2 NO
- 23 - RX (communication)
- 24 - RELAY 2 COM (15A)
- 25 - RELAY 1 COM (10A)
- 26 - +15 (24V)
- 27 - RELAY 1 NO

NOTE !

WIRING ORDER
AT RANDOM

TRANSPONDER 1

TRANSPONDER 2